



ANNUAL REPORT

2015

Coalinga Police Department



TABLE OF CONTENTS

Contents

To the City Council and Residents of the City of Coalinga,	1
Chief's message	2
State of the Department	3
Calls for Service Statistics:	5
UCR Crime Statistics	7
Traffic Accident Statistics	9
Animal Control Statistics	10
New Programs	11
Department Goals	13

TO THE CITY COUNCIL AND RESIDENTS OF THE CITY OF COALINGA,

To the City Council and Residents of the City of Coalinga,

MISSION STATEMENT

Our mission is to maintain peace and order through the provision of police services that are of the highest quality and responsive to the needs of the community. We will contribute to the safety and security of the community by apprehending those who commit criminal acts, by developing partnerships to prevent, reduce, or eliminate neighborhood problems, and by providing police services that are fair, unbiased, judicious, and respectful of the dignity of all individuals.

VALUES STATEMENT

1. Dedication to timely, excellent, and efficient service to the community.
2. Honest and ethical behavior by the members of this agency.
3. Being the best that we can be.
4. Innovative, creative and proactive approaches in meeting the demands of our animal control, crime prevention and law enforcement responsibilities.
5. The need to engage in strategic and future planning and to keep abreast of the latest in law enforcement technology and techniques.
6. Sensitivity is the key quality that we should bring to our interaction with the public and other agencies in the criminal justice system with whom we interact.

CHIEF'S MESSAGE

Chief's message

It is a privilege and an honor to present this annual report of the activities of the Coalinga Police Department during the Calendar Year 2015. I joined this family late in 2015. I found a Department that employs dedicated hard working professionals. Their day to day activities go unheralded for the most part. Their collective body of work makes a significant positive impact in the quality of life for the residents in the City of Coalinga. We have started a process to transform the agency's image both inside and outside the agency.

I look to 2016 with great optimism. Although the Department faces many challenges, I feel that together we can meet those challenges in innovative ways that will improve public safety and quality of life.

Respectfully Submitted.

Michael Salvador
Chief of Police
February 4, 2016



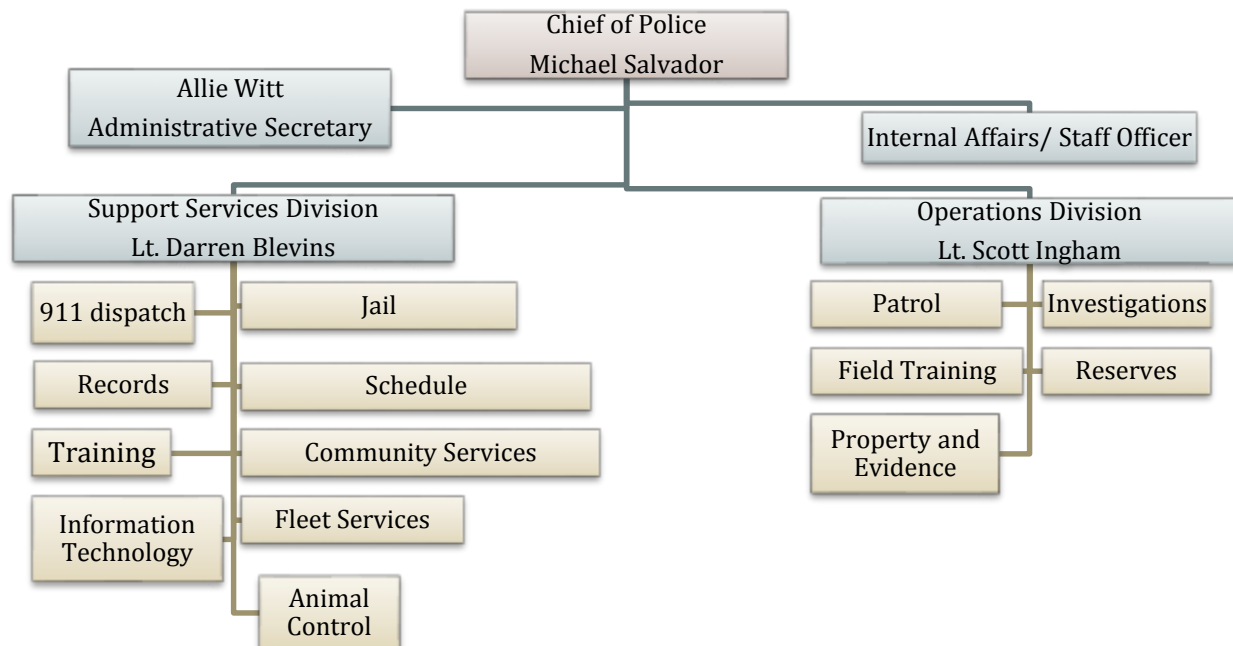
STATE OF THE DEPARTMENT

State of the Department

The Coalinga Police Department is a full service law enforcement agency conducting operations 24 hours a day 365 days per year. The Department has animal control, records, and primary 911 communications responsibilities for the City of Coalinga.

For calendar year 2015, the Police Department is authorized 21 full time sworn officers. FY 2015-2016 currently funds 20 sworn officers. At the end of 2015, all full time positions were filled. The status of personnel is the major challenge facing the Department. The Department's attrition rate is 20%. The number one reason for the attrition rate is economics. With the exception of the Chief's position, the three officer's positions that came open in the last 6 months of 2015 were due to personnel leaving the agency for better salary or benefits.

To support sworn operations, the Department employs a mixture of part time and full time civilian positions. 9 of these positions are budgeted as full time equivalents (FTE's) and two are budgeted as part time. At the end of 2015: 8 of the FTE's were filled, one FTE was under-filled with a part time employee, and both part time slots were filled.



Coalinga Police Department's Organizational Chart

STATE OF THE DEPARTMENT

Budget:

The Police Department is a general fund department. Due to the nature of Law Enforcement, it is a resource consumer not a self-sufficient activity. The FY 15-16 budget of the Police Department is 3.06 million dollars. This constitutes 42% of the City's Budget. An analysis of past budgets has shown that the Department has enjoyed stable funding in spite of the recent economic down turn and closure of the Claremont facility.

Facilities:

The Police Department is located at 270 N. 6th St. in a wing of City Hall. This facility was constructed in 1995 and houses 911 communications center, patrol operations, investigations, administration, and a 24 hour holding facility. The Police Department has two satellite locations that supports its mission. Animal Control operates an animal shelter behind the Claremont Custody Facility. The Police Department also continues to utilize a portion of the old police department headquarters, in the courthouse, as an evidence storage facility.

Fleet:

The Police Department uses a mixture of unmarked and marked vehicles to accomplish its various missions. There are 30 vehicles in the Department's fleet. This allows for personally assigned vehicles to the employees of the Department. In my experience having personally assigned vehicles allows for greater longevity of the asset. Employee have a pride of ownership and take better care of the equipment when they know that their efforts only affect them. This also allows the Department to strategically plan purchases around a 1-2 vehicle per year cycle versus wholesale fleet upgrades. The oldest vehicle in the fleet is a 2005 model year patrol vehicle. The average age of fleet assets is 7 years.

Other Equipment:

The Police Department possesses a wide range of equipment to fulfill its mission. It has a sufficient variety of weapons and surveillance technology to accomplish any task needed. There are deficiencies in spare equipment to allow for continuity of operations if a piece of equipment is out of service for repair.

The Department is also missing a key piece of risk management equipment, in car video/body cameras. Since coming to the Department, it has become apparent that this piece of equipment would eliminate or solve a great many of the citizen complaints that were received in 2015. This equipment would also provide first hand evidence for criminal prosecution.

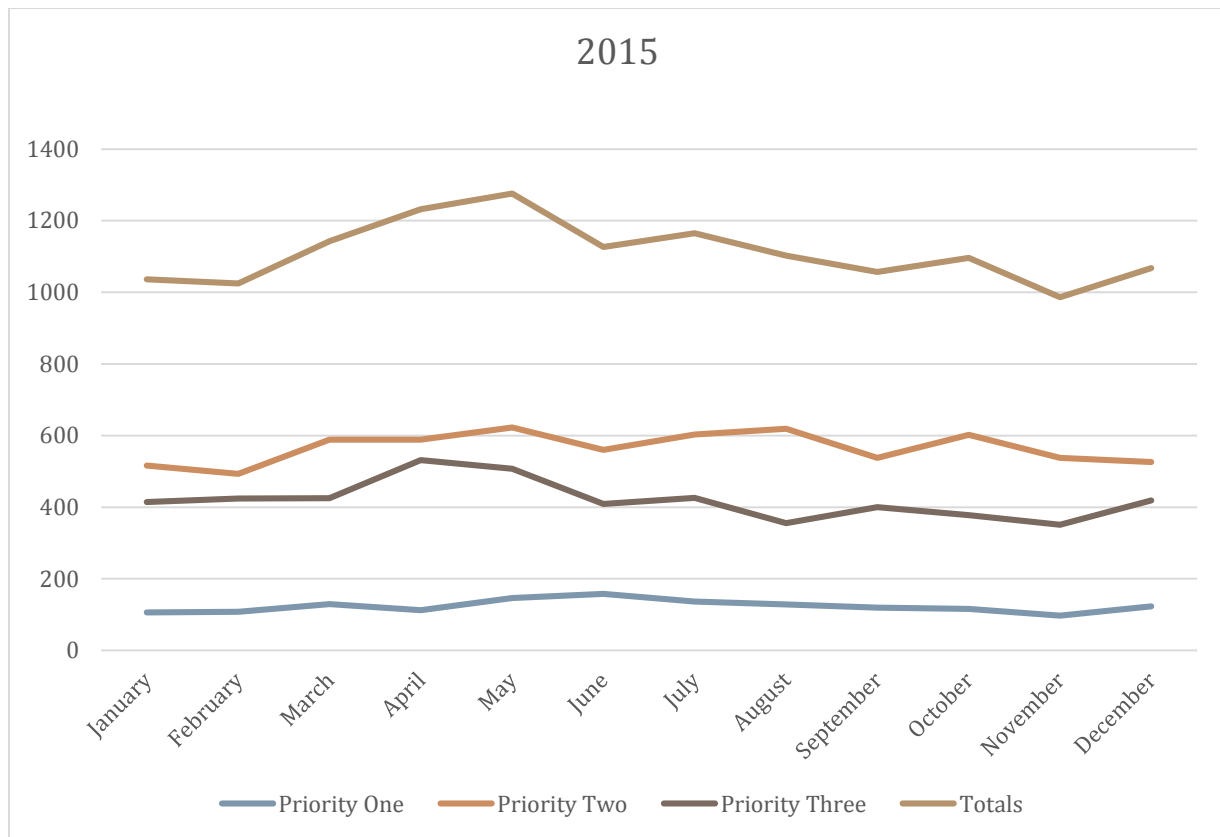
CALLS FOR SERVICE STATISTICS:

Calls for Service Statistics:

The best way to analyze the activity of the Police department is using raw calls for service data. This data over time shows both activity generated by the general public and activity generated by preventative patrol activities. In 2015 the department handled 13313 calls for service. In 2014 the department handled 13438 calls for service. That is approximately a one percent decrease. The following charts and tables break down the comparison by month and by priority. Priority one calls are considered emergencies and should be dispatched within a 3 minute time frame. Priority two calls are where most citizen initiated activity is found. Priority three calls are mostly officer initiated.

CALLS FOR SERVICE 2015

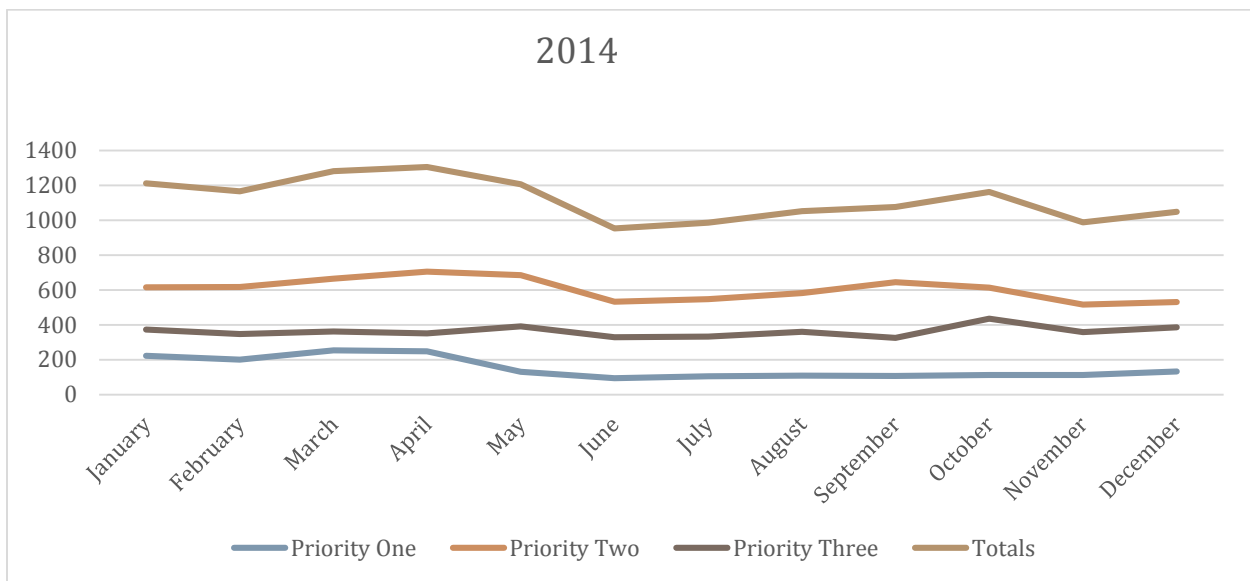
	January	February	March	April	May	June	July	August	September	October	November	December
Priority 1	106	108	129	112	146	158	136	128	119	116	97	123
Priority 2	516	493	589	589	623	560	603	619	538	602	538	526
Priority 3	414	424	425	531	507	409	426	355	400	378	351	419
Totals	1036	1025	1143	1232	1276	1127	1165	1102	1057	1096	986	1068



CALLS FOR SERVICE STATISTICS:

CALLS FOR SERVICE 2014

	January	February	March	April	May	June	July	August	September	October	November	December
Priority 1	223	201	254	248	131	93	105	109	106	113	113	132
Priority 2	616	617	665	706	685	533	548	583	645	613	516	531
Priority 3	373	348	362	351	391	328	333	361	325	436	359	385
Totals	1212	1166	1281	1305	1207	954	986	1053	1076	1162	988	1048



UCR CRIME STATISTICS

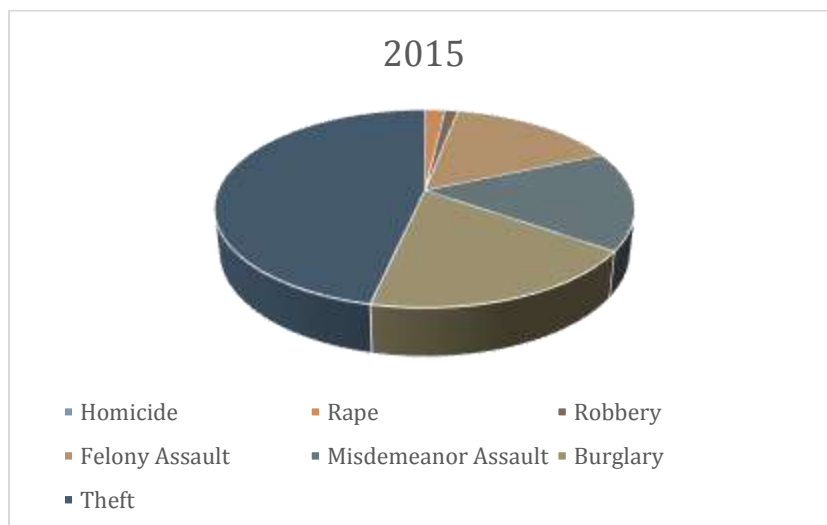
UCR Crime Statistics

The UCR is the oldest measure of crime reporting in the United States. Developed in the 1920's by the FBI, the report receives its data from victim's reports of crime to law enforcement. The statistics give only general information on crime trends. They can be effected by several variables from the definitions of the categories themselves to human error in crime report completion by law enforcement. Year to year analysis is the most accurate way to use the UCR to predict crime trends.

Comparing 2015 to 2014 there was 12.7% decrease in the total UCR reportable crimes to the Coalinga Police Department. This decrease is attributed to a decrease in the number of reportable assaults. This in stark contrast with the calls for service numbers staying relatively flat during the same time frame. The below are month to month tables and graphic representations of the UCR statistics. Property crimes are the number one issue facing the citizens of Coalinga today.

2015

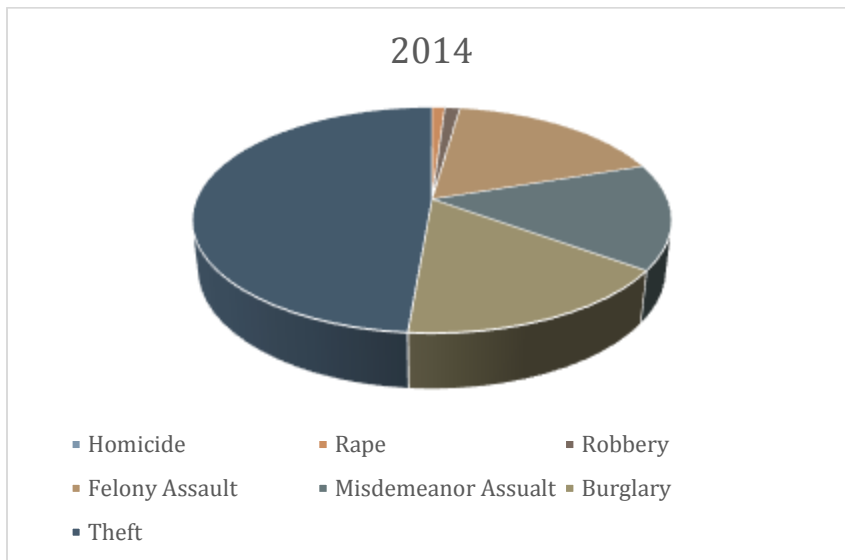
	January	February	March	April	May	June	July	August	September	October	November	December	Totals
Homicide	0	0	0	0	0	0	0	0	0	0	0	0	0
Rape	0	0	1	0	2	2	0	0	0	0	2	1	8
Robbery	0	0	1	1	0	1	0	0	1	0	1	0	5
Felony Assault	7	3	6	7	9	7	8	3	7	6	0	4	67
Misdemeanor Assault	2	6	9	7	2	8	5	6	3	6	8	8	70
Burglary	5	5	8	4	5	2	3	6	6	4	7	26	81
Theft	26	19	20	23	16	16	13	18	13	14	9	14	201



UCR CRIME STATISTICS

2014

	January	February	March	April	May	June	July	August	September	October	November	December	Totals
Homicide	0	0	0	0	0	0	0	0	0	0	0	0	0
Rape	1	1	1	0	0	0	1	0	0	1	0	0	5
Robbery	0	0	0	0	2	0	1	2	0	0	0	1	6
Felony Assault	6	7	5	7	10	5	10	8	5	5	13	5	86
Misdemeanor Assault	7	2	1	4	5	5	6	6	12	6	15	5	74
Burglary	10	3	4	9	14	6	5	3	4	12	2	8	80
Theft	19	16	24	16	16	18	25	19	19	21	27	18	238



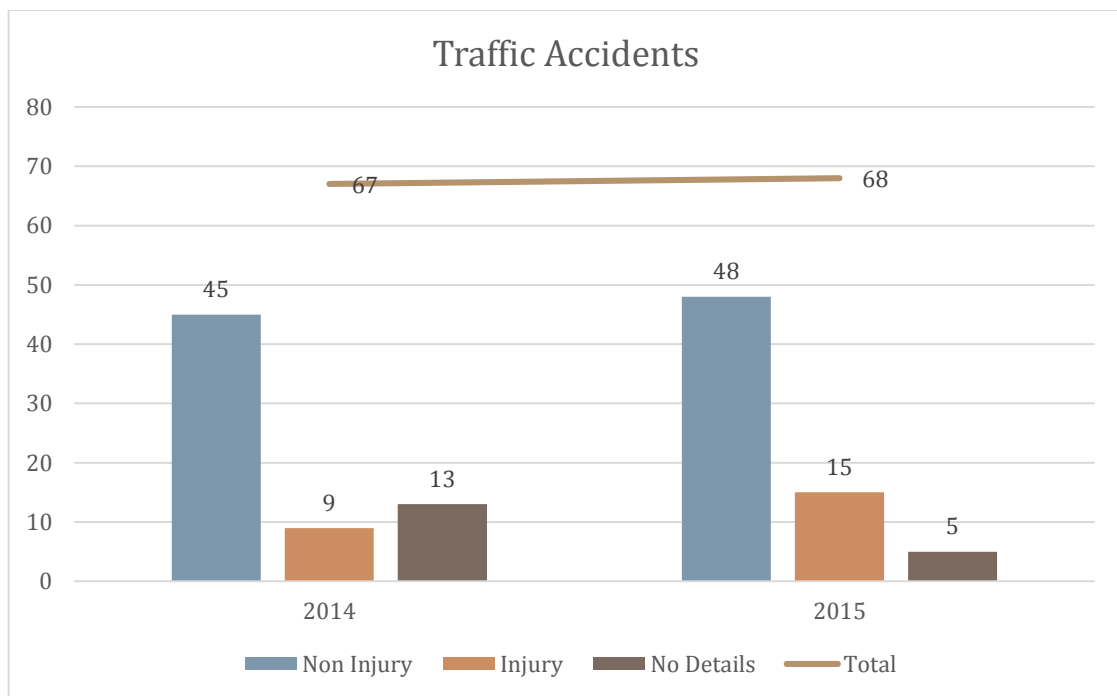
The number of reported property crimes and their large share of the UCR Statistics are directly attributed to the consequences of the state reducing its prison populations. The effect of Proposition 47's decriminalization of property crimes also have a contributing role. Finally the need of narcotics users to fund their habits drive the high propensity of property crimes. The Department has taken an aggressive stance to attempt to alter the numbers. Besides proactive patrol and apprehension activities, the Department's Investigations unit has been extremely active. This unit served 57 search warrants in 2015, nearly 1 warrant service every 6.5 days. Those warrants recovered hundreds of thousands of dollars in stolen property and confiscated a substantial amount of narcotics.

The person's crime ratios are driven by the rising gang influence both in and around the city. Most of the assaults that were not related to domestic violence were gang influenced in some way.

TRAFFIC ACCIDENT STATISTICS

Traffic Accident Statistics

The Coalinga Police Department is responsible for traffic enforcement for the City of Coalinga. Besides the common writing of citations for traffic violations, the Department responds to and investigates all the traffic accidents that occur in the city. In 2015, the total number of investigated traffic collisions in Coalinga rose approximately 1.5% from 67 in 2014 to 68. Within that number there is an area of concern. The number of injury vehicle accidents rose by 60% from 9 in 2014 to 15 in 2015. The below graph gives a visual representation of the traffic accident activity.

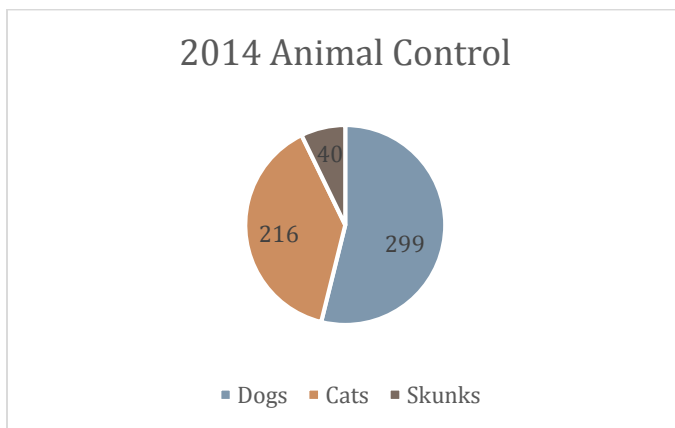
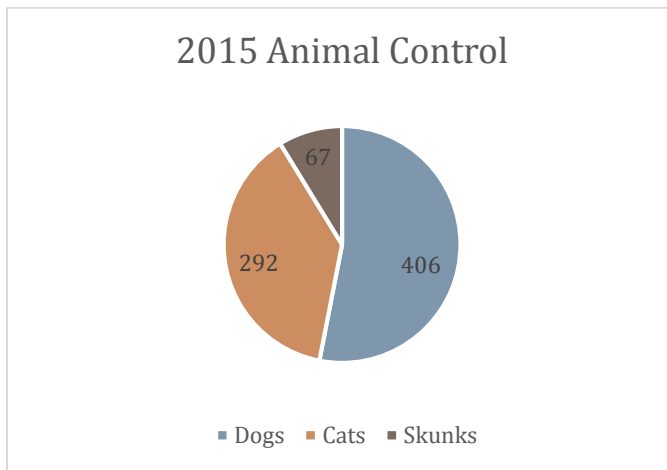


ANIMAL CONTROL STATISTICS

Animal Control Statistics

The Coalinga Police Department is responsible for the animal control function for the City. Captured animals are housed at an animal control facility located next to the Claremont Custody Facility. Due to the area that we live in, we have some unique animal control issues. Besides dogs and cats we have to be equipped to mitigate the effects of skunks and may be called to mitigate other animals. Our goal for the shelter is to attain a no kill status. This unit does have the ability to euthanize animals in a humane manner if it is necessary to do for public safety.

2015 saw a 37.8% increase in the number of animals that were confiscated and housed by Coalinga Animal control. The majority of the increase was attributed to a larger than normal dog and skunk population. Below is a pie chart comparison to visualize the workload of the animal control unit.



NEW PROGRAMS

New Programs

2015 saw several new programs at Coalinga PD. The most visible one was the reestablishment of the Explorer Post. Sgt Juan Cisneros and Communications Dispatcher Christine Mercer were instrumental in the organization and deployment of the program. With funding help from the Coalinga Police Officers Association and private donors, the explorers have started to make their presence known in the community. The Explorer unit participated in both the Veterans Day and Christmas parades. The POST also gave back to their community, teaming up with Department personnel to deliver food and Christmas gifts to needy families in the City of Coalinga.



NEW PROGRAMS

In 2015 the Department underwent a facelift. The goal was to improve customer interaction and streamline service delivery. The department renovated the lobby with a fresh coat of paint, a digital sign, providing customer service information, and two customer service counters.

In late 2015, a partnership was formed with Kings View mental health services so Coalinga area residents could get pre-crisis and post incident mental health treatment. The goal is to reduce the number of mental health holds handled by law enforcement. The support services post incident hope to provide an alternative to the traditional law enforcement EMS response.

The last program was an experiment with the Coffee with Cops program. The intent of the program was to provide an opportunity for the community to interface with officers on a one on one basis. The Department had several events throughout the year. At first the events were well attended. That attendance tapered off right before the holiday season.

DEPARTMENT GOALS

Department Goals

For 2016 the Coalinga Police Department has several things that it wants to accomplish. In the area of facilities, it is working on projects to upgrade its phone system that is outdated. This is a joint project with the rest of the City and promises to provide upgrade capabilities in a user friendly interface. The Department is looking at upgrading its office to incorporate the latest technology in office equipment and furniture. Facility security is important and there are projects to upgrade the Department's access control systems and integrate them with the rest of the City in a common platform. Even though fuel prices are at their lowest point in nearly 10 years, the Department is planning to team up with the Fire Department in securing a source of cost efficient fuel and building facilities to hold and dispense that fuel during an emergency.

The Claremont Custody Center is a major issue facing the Police Department and the City. In an attempt to mitigate the center's impact, the Department is planning an auction to liquidate surplus assets at the facility. The Department will also support efforts by the City to find a suitable use for the facility.

The Coalinga Police Department will strive to be a leader in the area of law enforcement technology. The Department plans to field both in car and body camera systems. We hope to improve our ability to document crimes by exploring video policing technologies. Even though the Department has some of the latest in computer equipment, we will continue to look for the next great application of technology to be more efficient and better serve our public.

In crime prevention, the Department is planning to approach the Coalinga Huron Unified School District and ask them to fund a school resource officer. That officer's mission will be to reach out and build bridges to our youth. Try to intervene in a way that prevents crime, gang affiliation, and substance abuse. The Department plans to start a partnership with the LAW group to provide materials and resources to all of our residents on how to deal with crime and substance abuse issues.

Coalinga PD's Animal Control unit is building a partnership with the California SPCA to improve shelter operations. The goal is to provide more animal services here in Coalinga so residents do not have to drive an hour or more to get them.

Finally to achieve all of these goals, the Coalinga Police Department plans to be efficient with City funds. The department will also be an aggressive player in the grant arena.